

101  
WILDFLOWERS  
OF YOSEMITE



SNOW PLANT  
(*Sarcodes sanguinea*)

Special Number

YOSEMITE NATURE NOTES

Price 25 cents

# Yosemite Nature Notes

THE MONTHLY PUBLICATION OF  
THE YOSEMITE NATURALIST DEPARTMENT  
AND THE YOSEMITE NATURAL HISTORY ASSOCIATION

VOL. XVII

JUNE, 1938

NO. 6

## 101 Wildflowers of Yosemite

By M. E. Beatty, C. A. Harwell, and J. E. Cole

Illustrations by Mary V. Hood

This bulletin has been prepared to supply the need for a small publication dealing with the more common flowers of the Park. The illustrations were all drawn by Mrs. Mary V. Hood, through whose untiring efforts this publication has been made possible. The drawings, all from living specimens, represent several summer's work, therefore she has copyrighted them.

The text has been made simple and non-technical. Scientific names have been added because common names vary so much in different localities. Sub-specific names (those given for varieties within a species) have been omitted. The "Manual of the Flowering Plants of California" by Dr. W. L. Jepson, has been followed for scientific names and for the order in which the plants are treated. Descriptions are of necessity brief and the reader is

urged to consult standard flower texts for more detailed information. A number of these books may be read in the Yosemite Museum Library or may be purchased at the Museum sales counter.

The reader will undoubtedly discover a great number of flowering plants in the field that are not described in this bulletin, as over 1400 species have been recorded for the Park. Please do not pick flower specimens as this is strictly prohibited by park regulations. For identification of any plant you don't recognize, write a thorough description and the naturalist on duty at the Museum will gladly help you determine it. Or visit the Museum Wildflower Garden where these **101 Wildflowers**, together with several hundred other species are growing, all of them plainly labelled.



## LILY FAMILY

**DEATH CAMAS***Zygadenus venenosus* Wats.

Flowers small, numerous, greenish-white. Stems  $\frac{3}{4}$  to 2 feet high. Leaves grass-like, mostly basal; often eaten by sheep with fatal results, hence the name Death Camas. Venenosus is Latin for poisonous. Grows in moist meadows as in Little Yosemite and Yosemite Valleys, but nowhere abundant.

**CORN LILY or  
FALSE HELLEBORE***Veratrum californicum* Durand

Flowers small, numerous, dull-white. Stems very stout, 3 to 6 feet high, and leafy like a corn stalk. Leaves large, 6 to 12 inches long, and broad, coarsely veined. Often mistaken for Skunk Cabbage which belongs to a different family. Blooms mid-summer in moist meadows above Valley rim. Best seen along Glacier Point Road in July.

**BLUE CAMAS***Camassia quamash* Greene.

Flowers blue, loosely clustered at top of stems which are 1 to  $2\frac{1}{2}$  feet high. Leaves grass-like. Bulbs were extensively used by Indians for food. Scientific name taken from Chinook Indian words meaning sweet. Best seen in boggy meadows along the Glacier Point Road where the conspicuous flowers form mass effects of blue.

## LILY FAMILY

**SOAP PLANT**

*Chlorogalum pomeridianum*  
Kunth.

Flowers few, scattered, white with purple veins, open only in late afternoon. Stems almost leafless, 2 to 5 feet high. Leaves numerous, often 2 feet long, margins wavy, unusually lying flat upon the ground. Indians used the bulbs for food, fish taking, and the fiber for brushes. Abundant around Wawona.

**SWAMP ONION**

*Allium validum* Wats.

Flowers many, rose-purple, in dense umbrella-like heads. Stems stout, 1 to 3 feet high, two edged. Leaves 1 to 2 feet long, grass-like. Plant has strong garlic odor as signified by its Latin name *Allium*. The bulbs are used for food and flavoring. Fairly common in wet meadows at elevations between 4000 and 9000 feet.

**GOLDEN BRODIAEA**

*Brodiaea ixioides* Wats.

Flowers golden-yellow, veined with brown, six-pointed and star shaped, in open clusters on stems  $\frac{1}{2}$  to  $1\frac{1}{2}$  feet tall. Leaves few and grass-like. Bulbs used by Indians for food. Common in sandy areas up to 8500 feet where it is replaced by a similar species.






## LILY FAMILY

**HARVEST BRODIAEA***Brodiaea coronaria* Jepson.

Flowers 3 to 11, violet-blue, radiating umbrella-like from the end of the main stems, which are from 6 to 18 inches high. The leaves die before the plant blooms in late spring or early summer. The bulbs were eaten by the Indians. Best seen in Sierra foothills, Yosemite Valley, Wawona and occasionally higher.

**COMMON BRODIAEA***Brodiaea capitata* Benth.

Flowers many, in head-like clusters of deep blue. Stems 6 to 18 inches high. Leaves grass-like, disappearing early. Bulbs eaten raw by Indians and the earlier settlers. Capitata means head. This the commonest brodiaea of the Sierra foothills is also found in Yosemite Valley and Wawona in early summer.

**MARIPOSA LILY***Calochortus leichtlinii* Hook.

Flowers erect, cup-shaped, petals white with yellow base and a dark spot above the hairy gland. Stems stiff, erect, from a few inches to a foot or more in height. This or other related species may be found throughout the region and in a variety of shades. Mariposa is Spanish for butterfly.

## LILY FAMILY

**WASHINGTON LILY***Lilium washingtonianum* Kell.

Flowers pure white, turning purple with age, very large and fragrant. Stems 2 to 5 feet high. Leaves 3 to 5 inches long,  $\frac{1}{2}$  to  $1\frac{1}{2}$  inches wide. Grows on dry chaparral covered slopes, its Easter Lily-like flowers projecting above the protective thickets. Nowhere common but found from elevations of 6000 to 7500 feet.

**LITTLE LEOPARD LILY***Lilium parvum* Kell.

Flowers 2 to many, orange-yellow spotted with purple, 1 to  $1\frac{1}{2}$  inches long. Stems  $1\frac{1}{2}$  to 6 feet high. Leaves whorled, 3 to 4 inches long, 1 inch or less broad. Found commonly in moist situations up to 9000 feet. Best seen in Yosemite Valley near Happy Isles.

**FALSE SOLOMON'S SEAL***Smilacina amplexicaulis* Nutt.

Flowers very small, white and in close clusters. Stems leafy, 1 to 3 feet high. Leaves 3 to  $5\frac{1}{2}$  inches long, many-nerved. Stems and under sides of the leaves usually rough with short hairs. Grows sparingly in shady woods. This and a related species may be seen up to elevations of 7000 feet.





## IRIS FAMILY

**WESTERN BLUE FLAG***Iris missouriensis* Nutt.

Flowers large, 2 to 2½ inches long, petals pale blue to white. Stems 10 to 24 inches high, nearly naked except at base. Leaves about ¼ inch wide, mostly shorter than the stem. Best seen in El Capitan meadows in early summer.

**BLUE-EYED GRASS***Sisyrinchium bellum* Wats.

Flowers small, about ½ inch wide, blue with yellow at base, 3 to 7 per stem. Stems two-edged, ½ to 2 feet high. Leaves grass-like, very narrow and long, but shorter than the stems. Plentiful in Yosemite Valley meadows, blossoming in late spring.



## ORCHID FAMILY

**SIERRA REIN-ORCHIS***Habenaria leucostachys* Wats.

Flowers white, in a long dense spike. Stems robust, 1 to 3 feet high, leafy throughout. Leaves long, 1 inch or less wide, upper ones shorter. This showy orchid is often encountered in wet, boggy places around Yosemite Valley and the Mariposa Grove of Big Trees.

## ORCHID FAMILY

**SPOTTED CORAL-ROOT***Corallorrhiza maculata* Raf.

Flowers brownish, spotted with purple. Stems 1 to 2 feet high. Leaves reduced to papery sheaths. This plant is a saprophyte or root-parasite, hence is without green herbage. Grows among pine needles and other decaying vegetation throughout the Yosemite region but nowhere common.



## BIRTHWORT FAMILY

**WILD GINGER***Asarum hartwegi* Wats.

Flowers brownish, hairy, generally hidden by the clumps of broad, strikingly mottled, heart-shaped leaves. Stems appear lacking, the rootstalks, or subterranean prostrate stems, are hidden among the dry leaves or duff. The rootstalks, although highly aromatic, are not used commercially. Common throughout the Yellow Pine belt in Yosemite.



## BUCKWHEAT FAMILY

**KNOTWEED***Polygonum bistortoides* Pursh.

Flowers white, in compact roundish or cylindrical terminal heads. Stems  $\frac{1}{2}$  to 2 feet high. Basal leaves 3 to 5 inches long,  $\frac{1}{2}$  to 1 inch wide, upper leaves smaller. Common as showy speckling of white flowers topping the green grass in wet meadows of moderate altitude.







## BUCKWHEAT FAMILY

**NUPE BUCKWHEAT***Eriogonum nudum* Dougl.

Flowers small, dull white to pink, crowded in ball-shaped heads in forks and on ends of stems. Stems 1 to 3 feet high, slender, without leaves (nudum). Leaves 1 to 2 inches long in a basal cluster. Common in dry areas throughout Park.

**SULPHUR FLOWER***Eriogonum umbellatum* Torr.

Flowers sulphur-yellow, numerous, forming dense umbrella-like heads. Stems 3 to 12 inches high, many branched. Leaves small, white-woolly underneath and smooth above. Common at middle elevations on dry, rocky, open slopes, as on Sentinel Dome.



## PURSLANE FAMILY

**PUSSY PAWS***Calyptridium umbellatum*

Greene.

Flowers rose-colored, in dense clusters at ends of stems. Stems erect or more commonly semi-prostrate, 4 to 12 inches long, nearly bare of leaves. Leaves mainly basal, 1 to 4 inches long. Common in Valley and throughout Park in dry, open areas.

## PURSLANE FAMILY

**MINER'S LETTUCE***Montia perfoliata* Howell

Flowers tiny, white to pinkish. Stems  $\frac{1}{2}$  to 1 foot high, bare except for a pair of united leaves just below flowers through which stems appear to penetrate. Other leaves basal. The succulent basal leaves and stems were eaten by Indians and miners as greens. Common in Yosemite Valley in shady spots.



## PINK FAMILY

**INDIAN PINK***Silene californica* Dur.


Flowers brilliant scarlet, over an inch across, with deeply cleft petals. Stems  $\frac{1}{2}$  to 1 foot high. Leaves 1 to 3 inches long. The common name "pink" refers not to the color but to the pinking (serrated edges) of the petals. Best seen in open wooded areas along the Wawona Road.



## BUTTERCUP FAMILY

**MARSH MARIGOLD***Caltha biflora* DC.

Flowers showy, white or bluish on back. Stems erect, 4 to 12 inches high, naked. Leaves 1 to 4 inches wide, basal. Grows in moist places at higher elevations such as wet meadows along Glacier Point Road.





## BUTTERCUP FAMILY

**RED COLUMBINE***Aquilegia truncata* F. & M.

Flowers red, with yellow centers, usually nodding. Stems 1 to 3 feet high, slender. Basal leaflets deeply lobed. Hummingbirds enjoy the nectar in the long flower-spurs. Common at all elevations in Park up to near timberline where it is replaced by the blue High Mountain Columbine.

**LARKSPUR***Delphinium decorum* F. & M.

Flowers deep blue, in a loose cluster along stem. Stems slender,  $\frac{1}{2}$  to 2 feet high. Leaves few, lower ones deeply lobed. Best seen in meadows and open spaces of pine forests. Many species of native larkspurs are known to be poisonous to cattle and horses.

**MONKSHOOD***Aconitum columbianum* Nutt.

Flowers blue, often mixed with white; helmet-shaped hoods distinctive. Stems  $\frac{1}{2}$  to 3 feet high. Lower leaves five-lobed, 2 to 3 inches wide. Found in moist places at 4000 to 8000 ft. This particular species of monkshood is believed to be poisonous to cattle.

## BUTTERCUP FAMILY

**COMMON BUTTERCUP***Ranunculus californicus* Benth.

Flowers several, yellow,  $\frac{1}{4}$  to  $\frac{1}{2}$  inch wide. Stems loosely branched, 1 to 2 feet high. Upper leaves small and few, lower ones parted, the lobes toothed. Common in dry meadows of Yosemite Valley and Wawona.



## POPPY FAMILY

**CALIFORNIA POPPY***Eschscholtzia californica*  
Cham.

Flowers orange to pale yellow,  $\frac{1}{2}$  to 2 inches wide. Stems erect, leafy,  $\frac{3}{4}$  to 2 feet high. Leaves much dissected into segments 1 to 6 inches long. Found only at lower elevations such as Wawona and a few places in Yosemite Valley. Our state flower.



## FUMITORY FAMILY

**BLEEDING HEART***Dicentra formosa* DC.

Flowers rose-purple, heart-shaped, clustered near end of stems. Stems naked, 8 to 18 inches high. Leaves with many lobes, all from creeping root-stalks. Grows in shaded woods in Yosemite Valley and up to 6000 feet in the Park.





## MUSTARD FAMILY

**SHIELD LEAF***Streptanthus tortuosus* Kell.

Flowers small, rose-purple or whitish with purple veins. Stems  $\frac{1}{2}$  to 3 feet high, many branched. Leaves oblong to roundish, the upper ones clasping the stems. Pods slender, 2 to 6 inches long. Common in Yosemite throughout the pine belt.

**WESTERN WALL-FLOWER***Erysimum asperum* DC.

Flowers bright orange, in terminal clusters. Stems erect, 1 to  $2\frac{1}{2}$  feet high. Leaves narrow, 3 to 6 inches long, edges at times toothed. Common from the foothills up to about 8000 ft.



## STONECROP FAMILY

**STONECROP***Sedum obtusatum* Gray.

Flowers orange-yellow, small. Stems 4 to 6 inches high with few leaves. Leaves thick and succulent, in basal rosettes. Plant spreading and matted. Common at higher elevations in the Park, particularly in rocky areas. Formerly common on Sentinel Dome.

## SAXIFRAGE FAMILY

**ALUM-ROOT*****Heuchera micrantha*** Dougl.

Flowers minute, numerous, white. Flowering stems 1 to 2 feet high. Leaves mostly basal, roughly heart-shaped, 1 to 3½ inches wide, more or less toothed and lobed. The foliage is more attractive than the flowers and forms a lovely decoration on shady slopes surrounding Yosemite Valley.



## ROSE FAMILY


**SPIREA*****Spiraea densiflora*** Nutt.

Flowers small, numerous, rose-colored, forming compact round terminal clusters ½ to 1½ inches across. Stems woody, leafy, forming dense clumps up to 2 feet high. Leaves ½ to 1½ inches long, edges toothed. A common low shrub best seen at Yosemite Falls, Tenaya Lake and Merced Lake.

**WILD STRAWBERRY*****Fragaria californica*** C. & S.

Flowers white, ½ to 1 inch wide, in irregular clusters. Nearly leafless stems 4 to 5 inches high. Leaves in threes, thin, edges toothed. Berries red and small. Found commonly up to 6500 foot elevation throughout Park. Berries eaten by chipmunks, birds and tourists.






## ROSE FAMILY

**YELLOW CINQUEFOIL***Potentilla glandulosa* Lindl.

Flowers yellow, solitary on ends of many branched stems which are  $\frac{1}{2}$  to 2 feet high. Leaves with notched edges, mainly basal. This plant with a similar sub-species occurs throughout the Yosemite region.

**MOUSE-TAILS***Potentilla santolinoides*

Greene.

Flowers small, white, numerous, spreading widely from the main stems. Stems thin, nearly naked,  $\frac{1}{2}$  to 1 foot high, widely branched above. Leaves mainly basal, resembling worms or mouse-tails. Fairly common at higher elevations on tops of domes and other open sandy places.

**CALIFORNIA WILD ROSE***Rosa californica* C. & S.

Flowers rose-pink,  $\frac{1}{2}$  to 2 inches wide. Stems erect, 1 to 6 feet high, with stout prickles. Leaves 5 to 7, sharply toothed. This shrub is common in Yosemite up to elevations of 7000 feet. The flowers are both abundant and fragrant.

## ROSE FAMILY

**MOUNTAIN MISERY***Chamaebatia foliolosa* Benth.


Flowers white,  $\frac{1}{2}$  inch wide, in loose terminal clusters. Stems low, woody and shrub-like. Leaves lacy, composed of tiny crowded lobes. Plants have a pungent, witch-hazel-like odor. Kit-kit-dizze and Bear Clover are other common names. Best seen along Wawona Road where it forms solid carpets under pines.




## PEA FAMILY

**MEADOW LUPINE***Lupinus confertus* Kell.

Flowers blue or pinkish, about  $\frac{1}{2}$  inch long, crowded and whorled around upper part of stem. Stems 6 to 15 inches tall. Leaves gray, consisting of 5 to 8 leaflets. Common in dry meadows throughout the Yosemite region. There are over a dozen other species of lupines in the Park.

**MEADOW HOSACKIA***Lotus oblongifolius* Greene

Flowers yellow with some white parts,  $\frac{1}{2}$  inch long. Stems 1 to 2 feet high, weak and slender but erect. Pods flat. Leaflets 5 to 11 in pairs. Common in moist, grassy places below 7000 feet. Best seen on borders of meadows in Yosemite Valley.







## GERANIUM FAMILY

**WILD GERANIUM***Geranium incisum* Nutt.

Flowers pink to white; petals with deep red veins. Stems erect, 1 to 2 feet high. Leaves 2 to 4 inches wide, roundish and divided into 5 or 7 lobed segments. Grows throughout the Yellow Pine belt in Yosemite.



## MALLOW FAMILY

**WILD HOLLYHOCK***Sidalcea malvaeflora* Gray

Flowers rose-pink to purple,  $\frac{1}{2}$  to  $1\frac{1}{2}$  inches long. Stems 1 to 3 feet high, rough with short hairs. Leaves variable, the lower ones bluntly lobed and the upper ones divided and toothed. Generally associated with Wild Geranium in Yellow-Pine forests.



## ST. JOHNS-WORT FAMILY


**ST. JOHNS-WORT***Hypericum formosum* H.B.K.

Flowers yellow, petals  $\frac{1}{2}$  inch long, in loose terminal clusters. Stems erect,  $\frac{1}{2}$  to 3 feet high. Leaves  $\frac{1}{2}$  to 1 inch long, the margins black-dotted. Forms showy masses in meadows and along streams at middle altitudes throughout Park.

## VIOLET FAMILY

**WESTERN DOG VIOLET***Viola adunca* Sm.

Flowers blue-violet, petals  $\frac{1}{2}$  inch long, spurs nearly as long. Stems leafy and up to 4 inches long. Leaves round-oval,  $\frac{1}{2}$  to 2 inches long. Found in meadows up to 9500 feet. Best seen moist meadows in Yosemite Valley.



## EVENING PRIMROSE FAMILY

**CALIFORNIA FUCHSIA***Zauschneria latifolia* Greene.

Flowers scarlet, 1 to  $1\frac{1}{2}$  inches long, tubular, stamens projecting. Stems  $\frac{1}{2}$  to  $2\frac{1}{2}$  feet high. Leaves gray and hairy,  $\frac{1}{2}$  to  $1\frac{1}{4}$  inches long. Much favored by hummingbirds. Grows on rocky slopes up to 6500 feet. Blooms in late summer.

**FIRE-WEED***Epilobium angustifolium* L.

Flowers lilac-purple, large and numerous. Stems erect, 2 to 6 feet high. Leaves 3 to 6 inches long, nearly entire, narrow. Widely distributed in meadows and along stream banks. Especially luxuriant and showy in burned-over areas, hence the common name "Fire-weed."





## EVENING PRIMROSE FAMILY

**CLARKIA*****Clarkia rhomboidea*** Dougl.

Flowers rose-purple, petals  $\frac{1}{4}$  to  $\frac{1}{2}$  inch long. Stems erect, 1 to 3 feet high. Leaves  $\frac{1}{2}$  to 1 $\frac{1}{2}$  inches long,  $\frac{1}{4}$  to  $\frac{3}{4}$  inches wide. Nowhere abundant but widely distributed throughout the lower part of the Yellow Pine belt.

**FAREWELL TO SPRING*****Godetia viminea*** Spach.

Flowers purplish or crimson, with a large purple splotch in center of petals, the base yellowish; petals  $\frac{1}{2}$  to  $\frac{3}{4}$  inches long. Stems erect, from a few inches to 2 feet high. Leaves  $\frac{1}{2}$  to 1 $\frac{1}{2}$  inches long, narrow. Common in Yosemite Valley during summer.


**EVENING PRIMROSE*****Oenothera hookeri*** T. & G.

Flowers yellow and large; petals 1 to 2 inches long. Stems stout, erect, 3 to 6 feet high. Leaves 4 to 10 inches long. Once common in Yosemite Valley but eagerly sought by deer. Best seen in Museum Wildflower Garden in early evening when it rapidly bursts into full bloom from the bud. Evening Primrose Walks are scheduled several times weekly during July and August.

## EVENING PRIMROSE FAMILY

**GAYOPHYTUM*****Gayophytum diffusum* T. & G.**

Flowers small, white, turning pink with age, loosely disposed along branches. Stems are widely branched,  $\frac{1}{2}$  to 2 feet high. Leaves up to 2 inches long and very narrow. Common in dry open places up to Hudsonian Zone. Blooms in late summer.



## PARSLEY FAMILY

**QUEEN ANNE'S LACE*****Eulophus bolanderi* C. & R.**

Flowers small, white, numerous, in flat heads or umbels which have a distinctly lacy appearance. Stems nearly naked, 1 to 2 feet high. Leaves 3 to 6 inches long. Best seen in meadows along Glacier Point Road in July.

**COW PARSNIP*****Heracleum lanatum* Michx.**

Flowers white, small, innumerable, forming umbrella-like heads 6 to 10 inches wide. Stems coarse and heavy, 4 to 6 feet high. Leaflets in threes, deeply lobed and toothed, 3 to 12 inches across. Common in moist places at middle altitudes as in Yosemite Valley.






## HEATH FAMILY

**WHITE-VEINED SHIN-LEAF***Pirola picta* Sm.

Flowers greenish-white, nodding. Stems 6 to 15 inches high, without leaves. Leaves basal, shiny green with white veins, 1 to 2½ inches long. *Picta* means painted or ornamented. Found in shady pine forests in Yosemite Valley and at higher elevations.

**PINE DROPS***Pterospora andromeda* Nutt.

Flowers white, bell-shaped, nodding, small. Stems erect, fleshy but rather slender, very sticky, 1 to 4 feet high. Leaves reduced to reddish-brown scales. Grows in rich humus of forest floor. Best seen in Yosemite Valley along the Lost Arrow Trail.

**SNOW PLANT***Sarcodes sanguinea* Torr.

Flowers red, fleshy, bell-shaped, ½ to ¾ inches long, closely crowded around main stem. Stems erect, stout and fleshy, 9 to 18 inches high, 1 inch or more thick. Bears reddish scales instead of leaves. This beautiful and unusual saprophytic plant blooms early, generally along the edge of a melting snow bank. Best seen in the Mariposa Grove of Big Trees in June and July.


## HEATH FAMILY

**RED HEATHER*****Phylodoce breweri*** Heller

Flowers rose-purple, cup-shaped, in terminal clusters. Stems erect, leafy, 6 to 12 inches high. Leaves very narrow, short, thickly crowded around stems. Grows only at higher elevations where they form extensive, showy stands. Also known as *Bryanthus*.

**WHITE HEATHER*****Cassiope mertensiana*** Don.

Flowers pure white, bell-shaped, nodding, with tiny red caps. Stems rigid, 1 foot or less high, densely leafy. Leaves very short, closely overlapped in 4 rows. Found along rocky ridges and under ledges near timber-line. Occasionally found as low as Tuolumne Meadows.




## PRIMROSE FAMILY

**SIERRA SHOOTING STARS*****Dodecatheon jeffreyi*** Moore

Flowers  $\frac{3}{4}$  to 1 inch long, rose-pink, base yellowish with distinct purple band. Stems naked, 5 to 18 inches high, bearing a cluster of 5 to 15 nodding flowers. Leaves 2 to 15 inches long from base. This and other related species are found commonly throughout the Yosemite region in wet meadows.






## GENTIAN FAMILY

**GENTIAN*****Gentiana holopetala* Holm.**

Flowers blue, tubular, 1 to 2 inches long. Stems 3 to 15 inches high, each bearing a single, erect terminal flower. Leaves short and narrow. Found in meadows ranging from 5000 to 10,000 feet elevation. Another species fairly common at lower altitudes has fringed-edges to the petals.



## DOGBANE FAMILY

**INDIAN HEMP*****Apocynum cannabinum* L.**

Flowers small, greenish-white to pinkish-white, in short terminal clusters. Stems erect, 2 to 4 feet high. Leaves pale green, 1 to 3 inches long. The Yosemite Indians had many uses for the strong stem fibers. Best seen near Bridalveil Fall.



## MILKWEED FAMILY

**SHOWY MILKWEED*****Asclepias speciosa* Torr.**

Flowers pink to reddish-purple, quite showy in full bloom. Stems stout, 2 to 5 feet high. Leaves gray, woolly, oblong, 3 to 8 inches long, opposite on stems. The stems of milkweed also furnished a strong fiber much used by the Indians. Best seen in Yosemite Valley.

## GILIA FAMILY

**DOUGLAS PHLOX***Phlox douglasii* Hook.

Flowers vary from nearly white to pink or bluish-purple, terminal on short branchlets. Stems very leafy, forming stiff mats 3 to 4 inches high. Leaves densely crowded, nearly awl-shaped, sharply pointed, very short. Grows on gravelly slopes and summits above 5000 feet.

**SCARLET GILIA***Gilia aggregata* Spreng.

Flowers scarlet or reddish, 1 to 1½ inches long, stamens protruding from tube. Stems erect, 1 to 2½ inches high. Leaves divided into long narrow sections. This, the most showy of our many gillias, may be found growing in loose, gravelly soil at intermediate elevations.

**GLOBE GILIA***Gilia capitata* Dougl.

Flowers pale blue to white, numerous in dense terminal heads. Stems ¾ to 2 feet high, branched above. Leaves divided into narrow, deeply notched lobes, 1 to 4 inches long. Best seen in Yosemite Valley and at Wawona.







## PHACELIA FAMILY

**BABY BLUE-EYES*****Nemophila menziesii* H. & A.**

Flowers  $\frac{1}{2}$  to 1 inch wide, light to deep blue, or whitish, often veined with purple and dotted toward center. Stems branching, 4 to 12 inches high. Leaves  $\frac{1}{2}$  to 3 inches long, deeply lobed, the upper leaves less divided. Common foothill species reaching Yosemite Valley and Wawona.

**DRAPERIA*****Draperia systyla* Torr.**

Flowers pale lavender, tubular, about  $\frac{1}{2}$  inch long. Stems up to  $1\frac{1}{2}$  feet high. Leaves opposite, entire, 1 to 2 inches long, silk-hairy. Grows throughout the Yellow Pine belt. Best seen along trails to rim of Valley.

**CATERPILLAR PLANT*****Phacelia heterophylla* Pursh.**

Flowers whitish or pale blue, crowded in coiled terminal clusters resembling caterpillars; stamens hairy and protruding. Stems  $\frac{1}{2}$  to 2 feet high, erect. Leaves grayish, mostly basal, 1 to 6 inches long. Variations of this plant may be found from the foothills to regions above timber-line.

## BORAGE FAMILY

**SIERRA FORGET-ME-NOT***Lappula velutina* Piper.

Flowers blue, sometimes pink, about  $\frac{1}{2}$  inch wide. Stems erect, 1 to 2 feet high. Leaves 1 to 3 inches long, smooth and velvety. Grows between 5000 and 8500 foot elevation. Best seen near Glacier Point.

**MOUNTAIN BLUEBELL***Mertensia ciliata* Don.


Flowers light blue, tubular, with distinct white crests in the openings. Stems erect, 1 to 5 feet high, leafy. Leaves  $2\frac{1}{2}$  to 6 inches long,  $\frac{3}{4}$  to  $1\frac{1}{2}$  inches wide. The handsome blue flowers, which are usually nodding, are pink in the bud, forming a lovely mass contrast. Grows at Glacier Point and higher.



## MINT FAMILY

**GIANT HYSSOP***Agastache urticifolia* Ktze.

Flowers lavender and white, numerous, in crowded terminal spikes 2 to 6 inches long. Stems 3 to 5 feet high. Leaves 1 to 3 inches long, toothed. All mints have square stems and opposite leaves. Grows throughout Park at moderate altitudes. Common at Wawona and in Yosemite Valley.





## MINT FAMILY

**SELF-HEAL*****Brunella vulgaris* L.**

Flowers pinkish to purple, in dense terminal clusters. Stems square, 4 to 12 inches high. Leaves opposite, 1 to 3 inches long. Found in mountain meadows up to 6000 feet. Naturalized from Europe where it was used as a curative herb.

**WESTERN PENNYROYAL*****Monardella lanceolata* Gray.**

Flowers reddish-violet, in compact heads 1 inch wide. Stems erect,  $\frac{1}{2}$  to 2 feet high, square. Leaves few, opposite, 1 to  $2\frac{1}{2}$  inches long. This showy fragrant mint is common at lower elevations being replaced higher by Mt. Pennyroyal.



## NIGHTSHADE FAMILY

**NIGHTSHADE*****Solanum xanthi* Gray.**

Flowers azure-blue, saucer-shaped,  $\frac{1}{2}$  to  $\frac{3}{4}$  inches across. Stems several, shrub-like, spreading, 1 to 3 feet high. Leaves  $\frac{1}{2}$  to  $1\frac{1}{2}$  inches long, entire. Berries light green, cherry size, considered poisonous. Easily recognized by the yellow anthers standing together in the center of the blue flowers. Grows up to 6500 foot elevation.

## FIGWORT FAMILY

**COMMON MULLEIN***Verbascum thapsus* L.

Flowers yellow, crowded in a long, dense spike 1 to 3 feet long,  $1\frac{1}{4}$  inches thick. Stems stout, densely woolly, 3 to 6 feet high. Leaves 6 to 12 inches long, oblong-shaped, opposite. An introduced European weed now common in Yosemite Valley and at Wawona.

**INNOCENCE***Collinsia tinctoria* Hartwg.

Flowers white to yellowish, purple marked in throat; in successive whorls around stem. Stems erect,  $\frac{1}{2}$  to 2 feet high. Leaves opposite,  $1\frac{1}{2}$  to  $2\frac{1}{2}$  inches long, coarsely toothed. Tinctoria refers to the brownish stain imparted by handling the herbage. Found in warm areas of Wawona and Yosemite Valley.

**LITTLE COLLINSIA***Collinsia torreyi* Gray

Flowers deep blue or violet, small, 3 to 6 in whorls around main stem. Stems erect, branching, 6 inches or less high. Leaves narrow, seldom over 2 inches long. This small dainty plant is common in the pine belt up to 6000 feet.





## FIGWORT FAMILY

**PRIDE OF THE MOUNTAINS*****Pentstemon newberryi* Gray.**

Flowers bright red, tubular, 1 to 1½ inches long. Stems numerous, 1 foot or less high. Leaves ½ to 1 inch long, upper ones smaller. This, and a similar high mountain species may be found throughout the Park. Best seen on rocky ledges around Yosemite Valley.

**YAWNING PENTSTEMON*****Pentstemon breviflorus* Lindl.**

Flowers white to flesh-colored with pinkish markings, upper lip arched, lower lip curved downward, giving flower appearance of yawning. Stems 3 to 6 feet high, much branched. Leaves opposite, 1 inch or more long. Pent-stemon means five stamens. Dry hot hillsides up to 6500 feet.

**WHORLED PENTSTEMON*****Pentstemon confertus* Dougl.**

Flowers blue, tubular, ½ inch or less long, in successive whorls. Stems erect, 3 inches to 2 feet high. Leaves 1 to 4 inches long. Plants variable in size and appearance according to elevation. Occurs in meadows throughout Park.

## FIGWORT FAMILY

**LITTLE RED MIMULUS****Mimulus torreyi** Gray.

Flowers pink-purple,  $\frac{1}{2}$  to  $\frac{3}{4}$  inches long. Stems from a few inches to 1 foot high, branching. Leaves entire,  $\frac{1}{2}$  to 1 inch long. This dainty little mimulus forms red carpets in dry, open places. Several other species of little mimulus are to be found in the area.


**COMMON MONKEY FLOWER****Mimulus guttatus** DC.

Flowers bright yellow, with brownish spots in throat, 1 inch or more long. Stems erect, leafy, 1 to 2 feet high. Leaves sharply toothed,  $\frac{3}{4}$  to  $1\frac{1}{2}$  inches long. This species together with other varieties may be found at all elevations in the Sierra.

**SCARLET MIMULUS****Mimulus cardinalis** Dougl.

Flowers scarlet,  $1\frac{1}{2}$  to 2 inches long, decidedly two-lipped, stamens protruding. Stems stout, many branched, up to 4 feet high. Leaves coarsely toothed, 2 to 4 inches long. In swamps or near running water at middle elevations. Best seen in Yosemite Valley and at Wawona. *M. lewisii*, a pink flowered species grows at higher elevations.





## FIGWORT FAMILY

**INDIAN PAINT BRUSH***Castilleja miniata* Dougl.

Flowers red, 1 to 1½ inches long, clustered in dense terminal spikes. Stems erect, 2 to 4 feet high. Leaves entire, 1 to 3 inches long. Common in moist meadows from 3000 to 10,000 ft. Closely related to Owl's Clover from which it is at times difficult to distinguish.

**OWL'S CLOVER***Orthocarpus purpurascens*

Benth.

Flowers crimson to purplish, 1 to 1¼ inches long. Stems erect, 6 to 12 inches high. Leaves parted into many narrow segments. Abundant in foothills and lower elevations of Park. Best seen at Wawona. Similar species common at higher elevations.

**ELEPHANT HEADS***Pedicularis groenlandica* Retz.

Flowers pink to red, in dense spikes 2 to 6 inches long. The upturned beaks resemble elephant trunks. Stems ½ to 1½ feet high. Leaves finely divided and feather-like, larger and more numerous at base of stems. They may be found growing in wet places at high elevations such as Tuolumne Meadows.

## MADDER FAMILY

**SWEET-SCENTED BEDSTRAW***Galium triflorum* Michx.

Flowers tiny, greenish-white on three-forked flower-stalks. Stems branching, rough, slender, 1 to 2 feet high. Leaves  $\frac{1}{4}$  to  $1\frac{1}{2}$  inches long, mostly six to each circle. The flowers are followed by tiny, prickly balls. They grow in damp, shady places in Yosemite Valley.




## SUNFLOWER FAMILY

**GOLDENWEED***Aplopappus bloomeri* Gray

Flower-heads yellow, small, numerous. Stems 1 to 3 feet high, shrub-like. Leaves very narrow,  $\frac{3}{4}$  to 2 inches long, green and somewhat sticky or sometimes white-wooly. A low shrub which grows in sandy soil from 6000 to 9500 feet in occasional clumps. Best seen on Glacier Point and Tioga Roads in midsummer.

**GOLDENROD***Solidago elongata* Nutt.

Flowers yellow, tiny, in small compact heads forming a pyramidal mass 3 to 7 inches long. Stems 1 to 4 feet high, leafy to the top. Leaves 2 to 4 inches long, sharply notched except at base. Common in meadows at middle elevations such as Yosemite Valley.







## SUNFLOWER FAMILY

**LESSINGIA*****Lessingia leptoclada* Gray.**

Flower-heads lilac, on slender stalks branching from erect stems  $\frac{1}{2}$  to 2 feet high. Leaves woolly,  $1\frac{1}{2}$  inches or less in length. Abundant up to 5000 feet. Best seen in Yosemite Valley in late summer.

**YOSEMITE ASTER*****Aster adscendens* Lindl.**

Disk-flowers yellow, ray-flowers violet, heads  $\frac{1}{2}$  to  $\frac{3}{4}$  inches wide. Stems slender, leafy, 1 to 2 feet high. Leaves entire, 2 to 4 inches long. One of the most showy asters found in Yosemite. Best seen in Yosemite Valley but similar appearing asters grow at higher elevations.

**DAISY FLEABANE*****Erigeron ramosus* B.S.P.**

Flower-heads small, numerous, with many white rays. Heads  $\frac{3}{4}$  to 1 inch across. Stems erect,  $1\frac{1}{2}$  to 4 feet high, branching above. Leaves 2 to 4 inches long, rough-hairy. Common in Yosemite Valley. Plant naturalized from Eastern United States.

## SUNFLOWER FAMILY

**BLACK-EYED SUSAN***Rudbeckia hirta* L.

Disks brownish, broadly conical but not over  $\frac{3}{4}$  inch high. Rays orange - yellow. Stems erect, leafy,  $1\frac{1}{2}$  to 4 feet high, often ending in several flower-heads. Leaves nearly entire, 2 to 4 inches long. Herbage rough-hairy. Introduced from the Mississippi region, now becoming common in Yosemite Valley, blooming in July and August.

**CONE FLOWER***Rudbeckia californica* Gray.

Heads large, the brown or purplish disk-flowers form a cone 1 to 2 inches high, the long ray-flowers yellow. Stems erect, leafy, 2 to 4 feet high terminating in single flowers. Leaves 4 to 12 inches long, 1 to 5 inches wide, rough-hairy. Grows between 5000 and 7000 feet elevation. Best seen at Crane Flat.

**NARROW MULE-EARS***Wyethia angustifolia* Nutt.

Rays about 1 inch long, yellow. Disks yellow, slightly smaller, stiff and hairy. Stems 1 to 2 feet high, rough-hairy. Leaves 4 to 12 inches long,  $\frac{1}{2}$  to 2 inches wide. Common in the Yellow Pine belt.





## SUNFLOWER FAMILY

**TARWEED***Madia elegans* Don.

Heads about  $1\frac{1}{2}$  inches across, disks yellow, the 12 to 15 rays about  $\frac{1}{2}$  inch long, yellow with red spot at base. Stems 6 to 18 inches high, white-hairy. Leaves narrow, 1 to 4 inches long. Abundant in foothills, reaching to middle elevations such as near Wawona.

**SNEEZEWEED***Helenium bigelovii* Gray.

Rays yellow, drooping, about  $\frac{3}{4}$  inch long. Disks yellow,  $\frac{3}{4}$  to 1 inch across. Stems branching, 2 to 4 feet high. Leaves green, 4 to 10 inches long, about  $\frac{1}{2}$  inch wide. Common in meadows and along streams at moderate altitudes.

**WHITE YARROW or MILFOIL***Achillea millefolium* L.

Heads  $\frac{1}{4}$  inch high in flat-topped terminal clusters, with 4 to 6 white rays, disks yellow. Stems erect, leafy, 1 to 3 feet high. Leaves finely cut into many (mil-foil) feathery leaflets. Abundant at most elevations.

## SUNFLOWER FAMILY

**SENECIO*****Senecio lugens* Rich.**

Flowers yellow in clustered terminal heads, with or without rays. Stems stout, 1 to 3 feet high. Leaves mainly basal, scattered, 2 to 8 inches long. This is the most common species of the many senecios found throughout the Yosemite region.

**SIERRA THISTLE*****Cirsium californicum* Gray.**

Heads large, 1½ to 2 inches high, cream-colored or purplish, outer bracts prickly. Stems 2 to 5 feet high, white-woolly. Leaves narrow, 1 to 8 inches long, white-woolly, deeply notched, prickly. Common on warm slopes up to 6000 feet as on Wawona Road.

**Index to Common Names**

- |                             |                         |
|-----------------------------|-------------------------|
| Alum-root 87                | Brodiaea, Common 78     |
| Aster, Yosemite 106         | Brodiaea, Golden 77     |
| Baby Blue-eyes 98           | Brodiaea, Harvest 78    |
| Bear Clover 89              | Buckwheat Family 81-82  |
| Bedstraw, Sweet-scented 105 | Buckwheat, Nude 82      |
| Birthwort Family 81         | Buttercup, Common 85    |
| Black-eyed Susan 107        | Buttercup, Family 83-85 |
| Bleeding Heart 95           | California Fuchsia 91   |
| Bluebell, Mountain 99       | California Poppy 85     |
| Blue Camas 76               | California Wild Rose 88 |
| Blue-eyed Grass 80          | Camas, Blue 76          |
| Blue Flag, Western 80       | Camas, Death 76         |
| Borage Family 80            | Caterpillar Plant 98    |

- Cinquefoil, Yellow 88  
 Clarkia 92  
 Collinsia, Little 101  
 Columbine, Red 84  
 Cone Flower 107  
 Coral-root, Spotted 81  
 Corn Lily 76  
 Cow Parsnip 93  
  
 Daisy Fleabane 106  
 Death Camas 76  
 Dogbane Family 96  
 Douglas Phlox 97  
 Draperia 98  
  
 Elephant Heads 104  
 Evening Primrose 92  
 Evening Primrose Family 91-93  
  
 False Solomon's Seal 79  
 Farewell-to-Spring 92  
 Figwort Family 101-104  
 Fire-weed 91  
 Flag, Western Blue 80  
 Fleabane, Daisy 106  
 Forget-me-not, Sierra 99  
 Fuchsia, California 91  
 Fumitory Family 85  
  
 Gayophytum 93  
 Gentian Family 96  
 Gentian, Fringed 96  
 Geranium Family 90  
 Geranium, Wild 90  
 Gilia Family 97  
 Gilia, Globe 97  
 Gilia, Scarlet 97  
 Ginger, Wild 81  
 Globe Gilia 97  
 Golden Brodiaea 77  
 Goldenrod 105  
 Grass, Blue-eyed 80  
  
 Harvest Brodiaea 78  
 Heath Family 94-95  
 Heather, Red 95  
 Heather, White 95  
 Hellebore, False 76  
  
 Hemp, Indian 96  
 Hollyhock, Wild 90  
 Hosackia, Meadow 89  
 Hyssop, Giant 99  
  
 Indian Hemp 96  
 Indian Paint Brush 104  
 Indian Pink 83  
 Innocence 101  
 Iris Family 80  
  
 Kit-kit-dizze 89  
 Knotweed 81  
  
 Larkspur 84  
 Lessingia 106  
 Lettuce, Miner's 83  
 Lily, Corn 76  
 Lily Family 76-79  
 Lily, Little Leopard 79  
 Lily, Mariposa 78  
 Lily, Washington 79  
 Little Leopard Lily 79  
 Lupine, Meadow 89  
  
 Madder Family 105  
 Mallow Family 90  
 Marigold, Marsh 83  
 Mariposa Lily 78  
 Marsh Marigold 83  
 Milfoil 108  
 Milkweed Family 96  
 Milkweed, Showy 96  
 Mimulus, Common 103  
 Mimulus, Little Red 103  
 Mimulus, Scarlet 103  
 Miner's Lettuce 83  
 Mint Family 99-100  
 Monkey Flower 103  
 Monkshood 84  
 Mountain Misery 89  
 Mouse-tails 88  
 Mule-ears, Narrow 107  
 Mullein, Common 101  
 Mustard Family 86  
  
 Nightshade 100  
 Nightshade Family 100

- Onion, Swamp 77  
 Orchid Family 80-81  
 Orchis, Rein 80  
 Owl's Clover 104
- Paint Brush, Indian 104  
 Parsley Family 93  
 Parsnip, Cow 93  
 Pea Family 89  
 Pennyroyal, Western 100  
 Pentstemon, Whorled 102  
 Pentstemon, Yawning 102  
 Phacelia Family 98  
 Phlox, Douglas 97  
 Pine Drops 94  
 Pink Family 83  
 Pink, Indian 83  
 Poppy, California 85  
 Poppy Family 85  
 Pride of the Mountains 102  
 Primrose, Evening 92  
 Primrose Family 95  
 Purslane Family 82-83  
 Pussy Paws 82
- Queen Anne's Lace 93
- Rabbit Brush 105  
 Rein-orchis, Sierra 80  
 Rose, California Wild 88  
 Rose Family 87-89
- St. Johns-wort 90  
 St. Johns-wort Family 90
- Saxifrage Family 87  
 Scarlet Gilia 97  
 Scarlet Mimulus 103  
 Self-heal 100  
 Senecio 109  
 Shield Leaf 86  
 Shin-leaf, White-veined 94  
 Shooting Star, Sierra 95  
 Soap Plant 77  
 Solomon's Seal, False 79  
 Spirea 87  
 Sneezeweed 108  
 Snow Plant 94  
 Stonecrop 86  
 Stonecrop Family 86  
 Strawberry, Wild 87  
 Sulphur Flower 82  
 Sunflower Family 105-109  
 Susan, Black-eyed 107  
 Swamp Onion 77
- Tarweed 108  
 Thistle, Sierra 109
- Violet Family 91  
 Violet, Western Dog 91
- Wallflower, Western 86 -  
 Washington Lily 79  
 White-veined Shin-leaf 94
- Yarrow, White 108  
 Yawning Pentstemon 102

### Index to Scientific Names

- Achillea millefolium* 108  
*Aconitum columbianum* 84  
*Agastache urticifolia* 99  
*Allium validum* 77  
*Apocynum cannabinum* 96  
*Aquilegia truncata* 84  
*Asarum hartwegi* 81  
*Asclepias speciosa* 96  
*Aster adscendens* 106
- Brodiaea capitata* 78  
*Brodiaea coronaria* 78
- Brodiaea ixiodes* 77  
*Brunella vulgaris* 100  
*Bryanthus breweri* 95
- Calochortus leichtlinii* 78  
*Caltha biflora* 83  
*Calyptidium umbellatum* 82  
*Camassia quamash* 76  
*Cassiope mertensiana* 95  
*Castilleja miniata* 104  
*Chamaebatia foliolosa* 89  
*Chlorogalum pomeridianum* 77

- Chrysothamus bloomeri* 105  
*Cirsium californicum* 109  
*Clarkia rhomboidea* 92  
*Collinsia tinctoria* 101  
*Collinsia torreyi* 101  
*Coralorrhiza maculata* 81  
  
*Delphinium decorum* 84  
*Dicentra formosa* 85  
*Dodecatheon jeffreyi* 95  
*Draperia sistyla* 98  
  
*Epilobium angustifolium* 91  
*Eriogonum nudum* 82  
*Erigeron ramosus* 106  
*Eriogonum umbellatum* 82  
*Erysimum asperum* 86  
*Eschscholtzia californica* 85  
*Eulophus bolanderi* 93  
  
*Fragaria californica* 87  
  
*Galium triflorum* 105  
*Gayophytum diffusum* 93  
*Gentiana holopetala* 96  
*Geranium incisum* 90  
*Gilia aggregata* 97  
*Gilia capitata* 97  
*Godetia viminea* 92  
  
*Habenaria leucostachys* 80  
*Helenium bigelovii* 108  
*Heracleum lanatum* 93  
*Heuchera micrantha* 87  
*Hypericum formosum* 90  
  
*Iris missouriensis* 80  
  
*Lappula velutina* 99  
*Lessingia leptoclada* 106  
*Lilium parvum* 79  
*Lilium washingtonicum* 79  
*Lotus oblongifolius* 89  
*Lupinus confertus* 89  
  
*Madia elegans* 108  
*Mertensia ciliata* 99  
*Mimulus cardinalis* 103  
  
*Mimulus guttatus* 103  
*Mimulus torreyi* 103  
*Monardella lanceolata* 100  
*Montia perfoliata* 83  
  
*Nemophila menziesii* 98  
  
*Oenothera hookeri* 92  
*Orthocarpus purpurascens* 104  
  
*Pedicularis groenlandica* 104  
*Pentstemon breviflorus* 102  
*Pentstemon confertus* 102  
*Pentstemon newberryi* 102  
*Phacelia heterophylla* 98  
*Phlox douglasii* 97  
*Phyllodoce breweri* 95  
*Pirola picta* 94  
*Polygonum bistortoides* 81  
*Potentilla glandulosa* 88  
*Potentilla santolinoides* 88  
*Pterospora andromeda* 94  
  
*Ranunculus californicus* 85  
*Rosa californica* 88  
*Rudbeckia californica* 107  
*Rudbeckia hirta* 107  
  
*Sarcodes sanguinea* 94  
*Sedum obtusatum* 86  
*Senecio lugens* 109  
*Sidalcea malvaeflora* 90  
*Silene californica* 83  
*Sisyrinchium bellum* 80  
*Smilacina amplexicaulis* 79  
*Solanum xanthi* 100  
*Solidago elongata* 105  
*Spiraea densiflora* 87  
*Streptanthus tortuosus* 86  
  
*Veratrum californicum* 76  
*Verbascum thapsus* 101  
*Viola adunca* 91  
  
*Wyethia angustifolia* 107  
  
*Zauschneria latifolia* 91  
*Zygadenus venenosus* 76



*Relive*  
**YOUR VISIT TO**  
*Yosemite*  
**EACH MONTH**  
**THROUGH**  
*Yosemite*  
*Nature Notes*

**\$1.50**

A ~~year~~ subscription will bring you the Yosemite story accurately and interestingly told eleven times a year. In addition you will receive the Special Number containing a detailed article on one of the fascinating phases of the Yosemite scene.

Revenue derived from the activities of the Yosemite Natural History Association is devoted entirely to assisting the park naturalist division in the furtherance of research and the interpretation of significant interests in Yosemite National Park.

Address subscriptions to  
Yosemite Natural History Association, Inc.  
Box 545, Yosemite National Park, California





Digitized by  
**Yosemite Online Library**

<http://www.yosemite.ca.us/library/>

Dan Anderson